

# IMS Model 7012 HP Versi-Dredge®



## OPERATING DIMENSIONS

Length	51 ft. 5 in. (15.7 m)
Width	12 ft. (3.66 m)
Height	10 ft. 5 in. (3.2 m) w/air filter removed
Weight (less fuel)	47,700 lbs. (21,636 kg)

## INTERNATIONAL SHIPPING DIMENSIONS

Length Option	49 ft. 2 in. (15 m) - STARWHEEL®s removed
Width	12 ft. (3.66 m)
Height	10 ft. 5 in. (3.18 m) w/ muffler & air filter removed
Weight (less fuel)	47,000 lbs. (21,319 kg)
Shipping Method	Break bulk, 20' ocean container required for all shipments

## FLOTATION

Dimensions	Two (2) pontoons, 45 in. x 43 in. x 468 in. (1,143 mm x 1,092 mm x 11,887 mm); 10 ga. Steel sides, bottom and 1/4" plate tops, internal bulkheads and stiffeners, and painted w/ a marine grade epoxy paint
Displacement	60,500 lbs. (27,400 kg)
Draft	35 in. (889 mm)

## WORKING CAPACITY

Cut	135 in. (3,430 mm) wide x 26 in. (660 mm) deep
Working Depth	30 ft. (9.1 m)
Depth Extension	None available

## ENGINE

Type	John Deere Diesel Model 6090HF070; 6 cylinder 13.5 L, 445 HP (332 kW) @ 1,900 rpm
Fuel Capacity	400 gal. (1,516 liters)
Fuel Consumption	20.6 gal./hr. (78 lit./hr.)

## CUTTERHEAD

Cutterbar Diameter	26 in. (660 mm)
Cutterbar Length	135 in. (3,430 mm)
Drive	Recessed dual hydraulic motor; direct drive with no gear reduction
Speed (variable)	0 to 95 rpm @ 2,500 psi
Cutterhead Torque	23,885 in.-lbs. (2,969 N-m) @ 2,500 psi (peak)
Cutterhead Tip Force	1,837 lbs. (8,171 N)
Cutterhead Teeth	Replaceable carbide steel teeth

## DREDGE PUMP

Type	GIW
Discharge Diameter	10 in. (254 mm)
Suction Diameter	12 in. (304 mm)
Sphere Passage	5.0 (127 mm)
Pump Performance	5,000 gpm (315 liter/sec.) @ 125 ft. (38.1 m) TDH (slurry s.g. 1.25) @ 760 rpm w/ 2,000 ft. (610 m) discharge length.
Speed (variable)	0 to 790 rpm

## PROPULSION

Propulsion	STARWHEEL® Drive Self-Propulsion system; cable drive infrastructure in place (cables & anchor pltes sold separately)
Speed (variable)	0 to 15 rpm (starwheel drive) 0 to 55 fpm (cable drive)

## ELECTRICAL SYSTEM

Voltage	12 volt, negative ground
Alternator Output	130 Amp

## SAFETY FEATURES

Includes	2 fire extinguishers, hand rail system, dual folding cabin doors, dual warning horns, 1 life ring, 2 life jackets, locking power unit
----------	---

## ANTI-CORROSION FEATURES

Includes	Hull below deck is painted with a marine-grade epoxy, above hull deck painted with polyurethane epoxy, and remaining components are coated with heavy duty powder coating all suitable for salt water service. Also includes stainless steel hydraulic lines, fittings, and all suitable hardware.
----------	--

## DECIBEL LEVELS (dB)

Idle (in cab)	66 dB
1,900 rpm (inside cab)	77 dB
2,200 rpm (inside cab)	78 dB
2,200 rpm (@ 25 ft.)	92 dB
2,200 rpm (@ 50 ft.)	85 dB
2,200 rpm (@ 100 ft.)	79 dB
2,200 rpm (@ 200 ft.)	55 dB

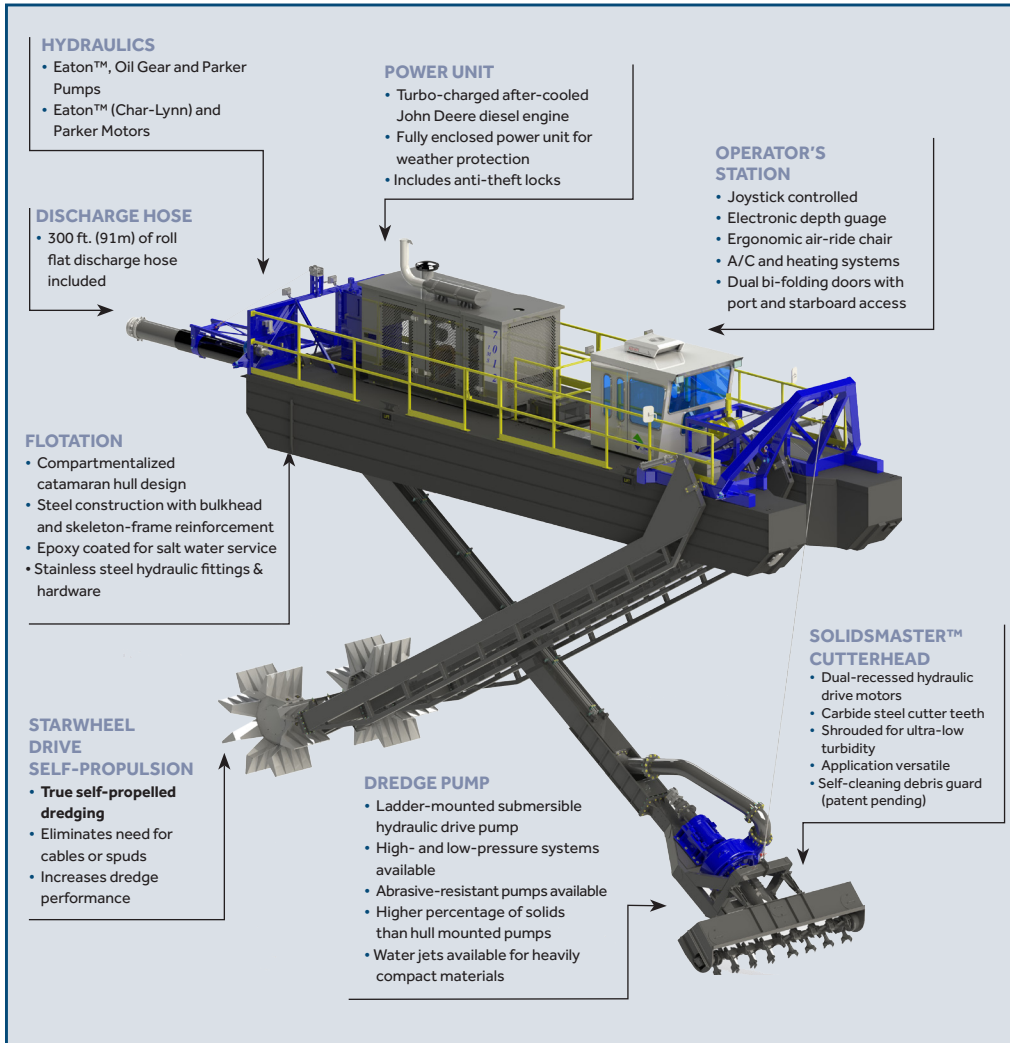
## HOURLY ESTIMATED OPERATING COSTS (\$USD)

Fuel @ \$2.50/gallon	\$51.50
Insurance	2.00
Labor (2 men @ \$16/hr.)	32.00
Maintenance (filters, seats, etc.)	1.20
Accrued Mechanical Overhaul	4.00
Pump & Cutterhead Wear	6.00
Hull Maintenance	3.60
<b>Estimated Hourly Operating Cost</b>	<b>\$99.30</b>


Prices subject to local economics

NOTE: Specifications subject to change without notice.

# IMS Model 7012 HP Versi-Dredge®



A Model 7012 HP Versi-Dredge® mines sand from a river in Monrovia, Liberia.



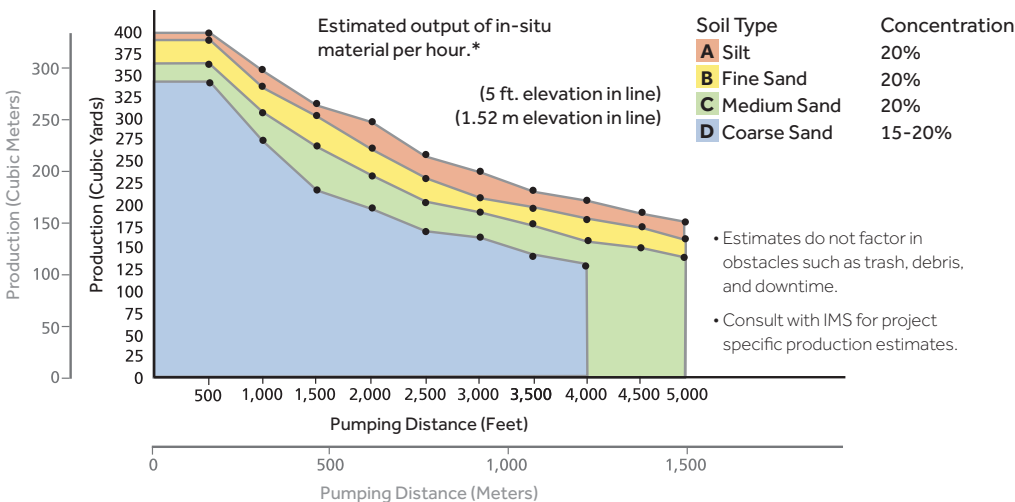
All Versi-Dredge® models come standard with joystick controls and oversized gauges for ease of operation.

## STANDARD EQUIPMENT:

- 300 ft. (91 m) flexible discharge hose
- 12 discharge hose/pipe floats
- Climate Control (A/C & Heat)
- Close-looped discharge line video monitor
- U.S. hand tool kit and tool box
- Self-cleaning debris guard (patent pending)
- Night time operating lights
- 360 degree spotlight with toggle switch
- Digital depth gauge
- Marine Grade Sound System
- USB Port

## OPTIONAL EQUIPMENT:

- 12 in. (305 mm) discharge pipe/hose
- Bi-Directional Broadcaster
- Dredging GPS System
- Cable Drive set-up package
- Dredge navigation lights
- Spare Parts
- Booster Pumps w/ custom instruments
- Environmental Plus Cutterhead



Ph: 913-642-5100 or 866-467-4010 (USA Only)  
Fax: 913-642-5119

1750 Madison Avenue  
New Richmond, Wisconsin U.S.A. 54017



Recipient of the U.S. President's E-Award

E-mail: versidredge@imsdredge.com  
Website: www.imsdredge.com